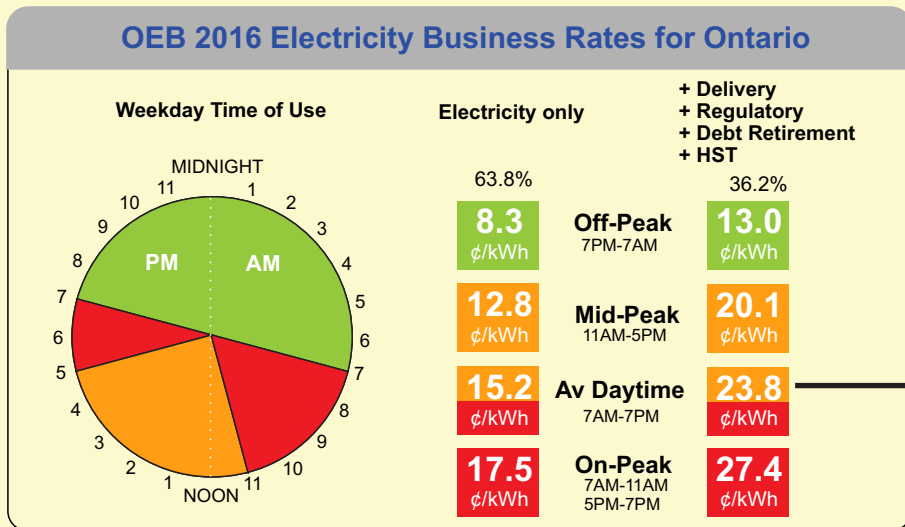


Forget FIT4 Go Net Metering

With the increased new 2016 OEB electricity rates for consumption and the reduced FIT4 22.5 ¢/kWh solar PV sell roof rates, business owners that use power mostly during weekdays will find installing a net metered solar PV system is cheaper than buying grid power. Even if the approved \$12.8 billion Darlington refurbishment comes in on budget (unlikely) the savings from installing net metered solar instead of buying grid power are only likely to improve over the 20+ year solar PV system life. At current rates it can be better to consume locally generated power than to sell it at FIT4 rates. Building owners can invest in a net metered solar PV system now, confident they will realize power purchase savings without the headache of applying for a FIT4 contract only to be rejected because they don't have enough points to qualify as a special interest group.



Savings from net metered generated power are greater than selling solar PV power at FIT4 rates



Example



BEST OPTION

NET METER

WEEKDAY RATE SAVINGS

23.8
¢/kWh



FIT4

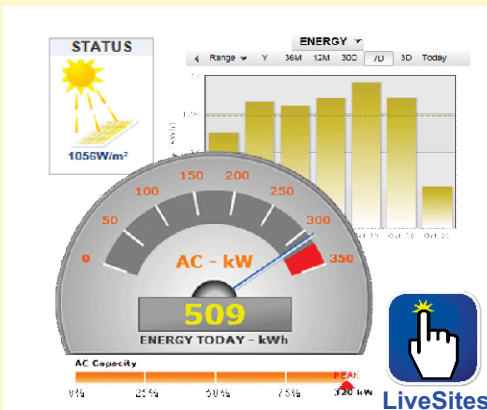
100-500kW ROOF SELL

22.5
¢/kWh

Install a SolarVu energy portal for managing the solar PV system




Calculate savings with the SolarVu PayCheck revenue grade meter



FEATURES

- Alarms with diagnostics for O&M
- Output & savings reports
- Lifetime data storage & download
- PayCheck revenue grade meter
- SMART Enterprise - manage portfolio



Net Metering Savings Example

Actual savings from generating net metered solar power instead of purchasing grid power will vary with time of use consumption. A business that consumes most of their power on weekdays during daylight hours will benefit the most. The typical calculation below is based on this consumption pattern using current Ontario rates set by the OEB.

250kW Solar PV System

** Annual Power Generated 7AM-7PM	312,500 kWh			FIT4*	
	NET METERED (SAVINGS)			SELL TOTAL	
	Buy \$/kWh	Buy Total	Buy %	Sell \$/kWh	Sell Total
Electricity Average mid/on peak	0.152	\$47,343.75	63.8%	0.225	\$70,312.50
Delivery	0.045	\$14,203.69	19.2%	-	-
Regulatory	0.006	\$1,890.07	2.5%	-	-
Debt Retirement	0.007	\$2,186.92	2.9%	-	-
Total Pretax		\$65,624.43	88.5%		
HST @13%		\$8,531.18	11.5%		-
Avoided Purchase Cost		\$74,155.60	100.0%		\$70,312.50
Savings from Net Metered Generation vs FIT4		\$3,843.10	5.18%		

*\$0.225/kWh FIT 4 rate for roof 100-500kW FIT 4
 ** 1,250 kWh/kW average annual for southern Ontario

OEB 2016 Electricity Business Rates for Ontario

